

StanleyBlack&Decker

STANLEYTM
PERFORMANCE IN ACTIONTM



ONE TOOL
COMPANY

2018

POWER TOOLS

STANLEY™ A BRAND JOURNEY

1843

The Stanleyworks, originally a bolt and door hardware manufacturing company located in New Britain, Connecticut; was founded in 1843 by Frederick T. Stanley



1863

STANLEY introduced hammers

1876

Miter boxes were introduced



1921

A new logo is introduced to symbolize the merger of the STANLEY Rule & Level Company and the STANLEY Works



1940

STANLEY's fleet of Rollorama coaches carried more than 1,300 sample items to retailers



1844

Began to manufacture ivory and boxwood rules

1870

STANLEY began manufacturing screwdrivers and hand planes



1924

STANLEY filed a patent for the ratcheting screwdriver

1930

STANLEY made the first steel tape rule



1857

STANLEY Rule & Level Company established by Henry Stanley begins to manufacture levels



1900

Rules & Level is the largest manufacturer of planes and related tools in the world

1920

The STANLEY Rule and Level Company merged with The Stanley Works to become it's famous Hand Tools Division



1937

Henry Phillips, inventor of Phillips head screw choose STANLEY as the first company to begin making Phillips screwdrivers

1921

STANLEY manufactured it's first utility knife



1954

Time Magazine published a cover story titled "Do-It-Yourself-The New Million Dollar Hobby". STANLEY was ideally positioned to benefit from this trend and quickly developed products for this new market



1969

The Power Lock Tape Rule represented STANLEY as a part of Apollo 11's Lunar Landing Gear

1980

The Stanleyworks was presented the American Eagle Award from the American Supply & Machinery Manufacturers 'Associ.Inc.' for its "unusual across-the-board quality"



2006

STANLEY acquires Facom® industrial hand and 1980 mechanics tools.



STANLEY

2013

STANLEY launches new logo

2015

STANLEY launches automotive line & white series short meter

1963

STANLEY opens the largest hand tool plant in the world in New Britain, CT. The same year the Power Lock Tape Rule was introduced



1998

STANLEY goes into plastic storage business, including tool boxes




1970

STANLEY began producing manual staplers

2008

STANLEY re-introduces Sweetheart planes



1999

Stanley launches the FatMax Tape Rule and the FatMax Anti Vibe Hammer



2011

STANLEY launches Carbide blades



2014

The STANLEY 19" Metal Toolbox Wins a Good Design Award for 2014



2015

STANLEY launches STANLEY branded power tools & accessory lines



STANLEY™ POWER TOOLS™

GETTING THE JOB DONE FASTER, EASIER, BETTER

From Power Tools to Hand Tools and Accessories, Stanley is the only brand providing a wholesome solution for all tradesmen.

For over 170 years, we've built a legacy by producing some of the most well known hand tools and storage products in the world. It's this rich history of innovation that's made Stanley a trusted name and industry pioneer.



STANLEY™ POWER TOOLS™

STANLEY is the longest established and largest hand tool manufacturer in the world.

Since 1843, STANLEY has become a leading name in hand tool industry; we've set the standard for excellence in everything we do. No company on earth has a stronger or more compelling history of delivering the hardworking, powerful and innovational tools that help professionals, tradesmen and consumers around the world.

Whether you're a retailer looking for the best quality products to offer your customers, or a skilled user looking for the best tools, STANLEY is here to serve you.



More than **500**
World's
First SKUs

More than **150**
Patents

More than **150**
Prestigious
Awards



Do Whatever It Takes



STANLEY

5 10 15

T1

T

SDS

CONTENTS

CORDLESS

Drill Drivers 7

DRILLING & FASTENING

Rotary Drills 9

Percussion Drills 10

CONCRETE WORKING

SDS-Plus & Chipping Hammers 12 - 13

Demolition Hammers 14

Tile Cutters 14

METAL WORKING

Small Angle Grinders 16 - 17

Bench Grinders 18

Chop Saws 18

WOOD WORKING

Plunge Router 20

Circular Saw 20

Jigsaw 20 - 21

Mitre Saw 21

Sander 21

Planer 22

SPECIALITY

Heat Guns 24

Blowers 24

CORDLESS



STANLEY cordless drills are designed for strong performance, quality and precision. The lithium-ion range also boasts about their compact size and light weight. Well suited for challenging drilling and screw driving tasks, the range is quintessential for the tradesman.

Why Cordless ?

SAFETY

- No wires required



EASE OF USE

- Portability
- Ergonomic Design



LONG USAGE

- Li-ion Battery



SCD12S1 - 10.8V Li-Ion Cordless Drill Driver

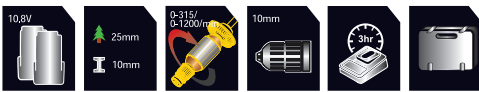


- High performance motor delivering 0-400/ 0-1500 RPM for maximum power and durability
- Powerful torque(26Nm) for effective drilling and screw driving
- 20 adjustable torque positions with forward/ reverse option for precise screw driving in variety of materials
- Compact size & light weight for optimum handling in tight spaces
- Integrated LED for illumination of dark spaces
- Single battery unit. Additional battery can be purchased separately

Voltage	10.8 V
Battery	1.5 Ah Li-ion
Max Torque	26 Nm
No Load Speed	0-400/0-1500 rpm
Chuck Capacity	10 mm
Weight	1.0 kg

Standard Equipment

Battery Charger, Carton box



SCH12S2K - 10.8V Li-Ion Cordless Drill Driver

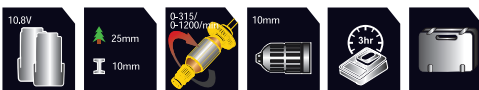


- Hammer and drill mode for different applications.
- 2 speed gearbox delivering 0-22500IPM for powerful impact drilling in concrete
- High performance motor delivering 0-400/ 0-1500 RPM for maximum power and durability
- Powerful 26Nm torque for effective drilling and screw driving

Voltage	10.8V
Battery Capacity	1.5 Ah Li-ion
Impact Rate	0-22500 ipm
Max Torque	26 Nm
Chuck Capacity	10mm
Weight	4.0 kg
No. of Batteries	2

Standard Equipment

Battery Charger, Kit Box



DRILLING & FASTENING

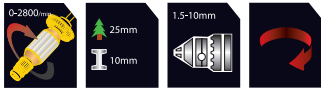


STANLEY offers a definitive range of corded drills and a screw-gun for every tradesman need - internal or external. With a choice of power options, chuck capacities, gear configurations and speed variations, no need to look further for your pick.

STDR5510 - 550W 10mm VSR Rotary Drill



- Durable chuck prevents bit loose during operation
- Adjustable variable speed dial allows to pre-set speeds for more control
- Powerful motor for excellent performance and long durability
- Ergonomic hold curve for easy one hand operation
- Reverse function for convenient screw driving
- Lock-on button for one hand control and user safety
- Integrated belt clip allows tool to be carried while freeing up both hands
- Key holder to securely maintain chuck key



Power Input	550 W
Chuck Capacity	1.5-10 mm
Max Torque	14 Nm
No Load Speed	0-2800 rpm
Max. Drilling Capacity	
Wood	25 mm
Steel	10 mm
Weight	1.55 kg

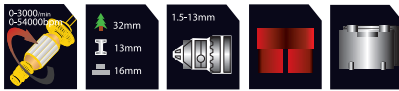
Standard Equipment

Chuck key

SDH550 - 550W 10mm Single Speed Hammer Drill



- 550W powerful motor for excellent performance and durability
- Ultra compact & ergonomic design bring best control
- Best in class durability compared to tradesman competition
- Lock-on button for one hand control and user safety



Power Input	550W
Chuck Capacity	1.5-10 mm
No load speed	2900 rpm
Impact Rate	49,300 BPM
Wood	25 mm
Steel	10 mm
Masonry	10 mm
Weight	1.6 Kg

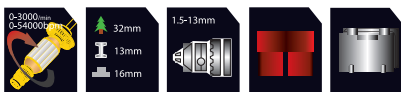
Standard Equipment

Chuck key

SDH600 - 600W 13mm VSR Hammer Drill



- 600W motor for excellent performance and durability.
- Hammer action for drilling into brick & masonry.
- 2 Mode switch for Drill and Hammer application as per used need
- Speed dial for precise control of speed and torque
- Optimized air vents for efficient cooling
- Side handle to provide additional control
- Depth guide for making correct measurement



Power Input	600 W
Chuck Capacity	1.5-13 mm
Max Torque	22 Nm
No Load Speed	0-2900 rpm
Beats per Minute	0-49300 bpm
Max. Drilling Capacity	
Wood	32 mm
Steel	13 mm
Masonry	16 mm
Weight	1.9 kg

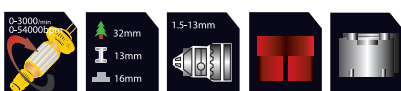
Standard Equipment

Chuck key, Depth guide, Side handle

STDH8013 - 800W 13mm VSR Percussion Drill



- Hammer action for drilling into brick and masonry
- Durable chuck prevents bit loose during operation
- Durable metal gear housing for a long life
- Adjustable variable speed dial control with forward and reverse mode to suit different materials
- High working efficiency due to excellent rotary and impact speed
- Lock-on button for one hand control and user safety
- Rubber grips for maximum user comfort
- Side handle to provide additional control
- Depth guide for making correct measurement



Power Input	800 W
Chuck Capacity	1.5-13 mm
Max Torque	22 Nm
No Load Speed	0-3000 rpm
Beats per Minute	0-54000 bpm
Max. Drilling Capacity	
Wood	32 mm
Steel	13 mm
Masonry	16 mm
Weight	2.4 kg

Standard Equipment

Chuck key, Depth guide, Side handle

CONCRETE WORKING



Highly durable and best-in-class performance - two traits of the STANLEY Concrete range. While the full range of rotary hammers with the SDS-Plus chuck configuration provides excellent power to weight ratio, the demolition hammers with a choice between SDS-Max and Hex Chuck is designed to give comfort during long usages.

STHR202K - 620W 20mm 2 Mode SDS-Plus Hammer



- Ideal for drilling anchor and fixing holes into concrete and masonry up to 20mm in diameter
- 2 Modes: Rotary drilling and hammer drilling
- Safety clutch eliminates sudden high-torque reaction should the bit jam
- Electronic variable speed for total control in any application
- Ergonomic rubber grip handle for improved comfort in long duration usage
- Rounded ergonomic industrial design allows easy and comfortable handling in any application
- 2 Finger switch for long duration fatigue free usage
- Side handle for easy 2 hand operation
- Depth guide for drilling accurate pre-determined depths
- Heavy duty type kitbox for safe storage under job-side conditions

Power Input	620 W
No Load Speed	0-1250 rpm
Beats per Minute	0-3900 bpm
Impact Energy	1.34 J
Tool Holder	SDS-Plus
Max. Drilling Capacity	
Wood	25 mm
Metal	13 mm
Concrete	20 mm
Weight	2.8 kg

Standard Equipment

Depth guide, Side handle, Kitbox



STHR223K - 720W 22mm 3 Mode SDS – Plus Hammer



- Ideal for drilling anchor and fixing holes into concrete and masonry up to 22mm in diameter
- 3 Modes: Rotary drilling, hammer drilling and chiseling mode for all job-site applications
- Safety clutch eliminates sudden high-torque reaction should the bit jam
- Electronic variable speed for total control in any application
- Ergonomic rubber grip handle for improved comfort in long duration usage
- Rounded ergonomic industrial design allows easy and comfortable handling in any application
- 2 Finger switch for long duration fatigue free usage
- Side handle for easy 2 hand operation
- Depth guide for drilling accurate pre-determined depths
- Heavy duty type kitbox for safe storage under job-side conditions

Power Input	720 W
No Load Speed	0-980 rpm
Beats per Minute	0-5200 bpm
Impact Energy	2 J
Tool Holder	SDS-Plus
Max. Drilling Capacity	
Wood	30 mm
Metal	13 mm
Concrete	22 mm
Weight	3 kg

Standard Equipment

Depth guide, Side handle, Kitbox



SHR263K - 800W 26mm 3 Mode SDS – Plus Hammer



- 800W high performance motor ideal for drilling anchor and fixing holes into concrete and masonry.
- Excellent drilling speed between dia of 8-16 mm in concrete drilling applications
- Good chipping capability for light chipping applications
- Tradesman class leading 42+ hours of consistent durability
- Precisely designed internal parts offering smooth running for longer duration

Power Input	800W
No Load Speed	0-1150rpm
Impact Rate	0-4300bpm
Impact Energy (Max)	3.4J
Tool Holder	SDS-Plus
Variable Speed	YES
Lock-On	YES
Forward/Reverse Mode	YES

Standard Equipment

Chuck key, Depth guide, Side handle




STHR272KS - 850W 26mm 2 Mode L-Shape SDS – Plus Hammer



- With 4.1J of impact energy specially designed to deliver ultimate drilling and chipping power
- 2 Modes: Hammer drilling and chiseling
- Safety clutch eliminates sudden high-torque reaction should the bit jam
- L-Shape design provides compact and slim line tool to maximise control
- Textured handle grip for long duration easy usage
- 2 Finger switch for long duration fatigue free usage
- Carbon brush access caps for easy access and quick change
- Grease cap for easy grease top-up
- Side handle for easy 2 hand operation
- Heavy duty type kitbox for safe storage under job-side conditions

Power Input	850 W
No Load Speed	700 rpm
Beats per Minute	3400 bpm
Impact Energy	4.1 J
Tool Holder	SDS-Plus
Max. Drilling Capacity	
Concrete	26 mm
Weight	5.1 kg

Standard Equipment
Depth guide, Side handle, Kitbox



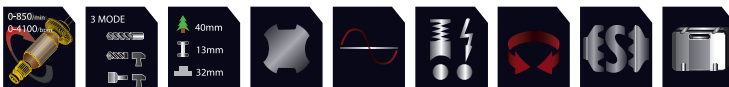
STHR323K - 1250W 32mm 3 Mode L-Shape SDS – Plus Hammer



- Ideal for drilling anchor and fixing holes into concrete and masonry up to 32mm in diameter
- 3 Modes: Rotary drilling, hammer drilling and chiseling mode for all job-site applications
- Safety clutch eliminates sudden high-torque reaction should the bit jam
- Electronic variable speed for total control in any application
- Ergonomic rubber grip handle for improved comfort in long duration usage
- L-Shape design provides compact and slim line tool to maximise control
- 2 Finger switch for long duration fatigue free usage
- Service and brush wear indicators identifying brush replacement and service need
- Carbon brush access caps for easy access and quick change
- Heavy duty type kitbox for safe storage under job-side conditions

Power Input	1250 W
No Load Speed	0-850 rpm
Beats per Minute	0-4100 bpm
Impact Energy	3.5 J
Tool Holder	SDS-Plus
Max. Drilling Capacity	
Wood	40 mm
Metal	13 mm
Concrete	32 mm
Weight	5.4 kg

Standard Equipment
Side handle, 13mm chuck, Kitbox



STHM5KH - 5kg Hex Chipping Hammer



- Hex chuck suitable for most common accessories
- Class-leading 1010W motor delivers outstanding performance for light demolition, surface preparation or chiseling
- Ergonomic and compact design maximises control and offers easy access to confined spaces
- Large hammer mechanism delivers extreme durability and excellent concrete breaking performance
- Modular design allows quick access to key components for faster and cheaper service
- Anti Vibration handle with spring delivers extremely low vibration and more comfort
- Rubber grip handle improve user comfort lowering fatigue during extended use
- 360 Degree side handle maintains user comfort in any application
- ON/OFF rocker switch for hassle-free continuous usage
- Carbon brush access caps for easy access and quick change

Power Input	1010 W
Beats per Minute	2900 bpm
Impact Energy	8.5 J
Tool Holder	Hex
Weight	6.3 kg

Standard Equipment
1 Chisel, Side handle, Grease cap opener, Kitbox



STHM10K - 10kg SDS Max Demolition Hammer



- Powerful and durable 1600 Watt motor delivers outstanding concrete breaking performance for all heavy demolition applications
- Ergonomic line design ensures user comfort during any application
- Large hammer mechanism delivers maximum durability and excellent concrete breaking performance
- Rubber grip handle improve user comfort lowering fatigue during extended use
- 360 Degree side handle maintains user comfort in any application
- Electronic variable speed and impact control dial for total control with smaller bits and light material
- Service indicator identifying brush replacement and service need
- ON/OFF rocker switch for hassle-free continuous usage
- Soft start feature ensures accurate clean breaking without chisel walking
- Heavy duty type kit box for safe storage under job-site conditions

Power Input	1600 W
Beats per Minute	900-1890 bpm
Impact Energy	5-25 J
Tool Holder	SDS Max
Weight	10.5 kg

Standard Equipment

1 Chisel, Side handle, Kitbox



STSP125 - 1320W 125mm Tile Cutter



- Powerful 1320W motor for highest working efficiency
- 125mm capacity guard for all job-site applications
- High capacity gear set for less vibration, lower noise & longer life span
- Height adjustable shoe allows user to cut at various depths
- Soft handle grip for long duration easy usage
- Lock-off switch to prevent accidental action
- Lock-on button for fatigue-free continuous running
- Carbon brush access caps for easy access and quick change

Power Input	1320 W
Wheel Diameter	125 mm
Bore Size	20 mm
No Load Speed	13500 rpm
Depth of Cut	41 mm
Weight	3.1 kg

Standard Equipment

Wrench, Key, Wet Kit



METAL WORKING



Resulting in faster material removal while grinding and greater accuracies & comfort while cutting, the **STANLEY** high performance metal working tools have been developed to combine excellent power to weight characteristics with outstanding ergonomics. They deliver the versatility, power and life that is demanded by a tradesman.

STGS6100 - 600W 100mm Small Angle Grinder




- Powerful motor for carrying out a large variety of cutting and grinding tasks
- Compact housing shape design allows comfortable gripping resulting in superior ergonomics
- Long endurance by high quality commutator and durable carbon brush
- Spindle lock for quick and easy change of accessories
- Spiral bevel gears provide less vibration, lower noise level and longer life span
- Burst proof guard ensures maximum user safety
- On/Off slide switch for one hand control and user safety
- Optimized air vents for best cooling

Power Input	600 W
No Load Speed	12000 rpm
Max. Disc Diameter	100 mm
Spindle Thread	M10
Weight	1.55 kg

Standard Equipment

Protective guard, Inner and outer disc flanges, Spanner



STGS7100 - 710W 100mm Small Angle Grinder




- Powerful motor for carrying out a large variety of cutting and grinding tasks
- Compact housing shape design allows comfortable gripping resulting in superior ergonomics
- Long endurance by high quality commutator and durable carbon brush
- Spindle lock for quick and easy change of accessories
- Spiral bevel gears provide less vibration, lower noise level and longer life span
- Burst proof guard ensures maximum user safety
- On/Off slide switch for one hand control and user safety
- Optimized air vents for best cooling

Power Input	710 W
No Load Speed	11000 rpm
Max. Disc Diameter	100 mm
Spindle Thread	M10
Weight	1.8 kg

Standard Equipment

Protective guard, Inner and outer disc flanges, Side handle, Spanner



STGS9100 - 900W 100mm Small Angle Grinder



- Powerful motor for carrying out a large variety of cutting and grinding tasks
- Compact housing shape design allows comfortable gripping resulting in superior ergonomics
- Long endurance by high quality commutator and durable carbon brush
- Spindle lock for quick and easy change of accessories
- Spiral bevel gears provide less vibration, lower noise level and longer life span
- Burst proof guard ensures maximum user safety
- On/Off slide switch for one hand control and user safety
- Optimized air vents for best cooling

Power Input	900 W
No Load Speed	11000 rpm
Max. Disc Diameter	100 mm
Spindle Thread	M10
Weight	2.1 kg

Standard Equipment

Protective guard, Inner and outer disc flanges, Side handle, Spanner



STGS9125 - 900W 125mm Small Angle Grinder




- Powerful motor designed for heavy duty jobs to carry out a large variety of cutting and grinding tasks
- Compact housing shape design allows comfortable gripping resulting in superior ergonomics
- Long endurance by high quality commutator and durable carbon brush
- Spindle lock for quick and easy change of accessories
- Spiral bevel gears provide less vibration, lower noise level and longer life span
- Burst proof guard ensures maximum user safety
- On/Off slide switch for one hand control and user safety
- Optimized air vents for best cooling

Power Input	900 W
No Load Speed	11000 rpm
Max. Disc Diameter	125 mm
Spindle Thread	M14
Weight	2.2 kg

Standard Equipment

Protective guard, Inner and outer disc flanges, Side handle, Spanner



STGB3715 - 373W 152mm Bench Grinder




- Powerful 373W motor
- Accepts cotton buffing and wire brush wheels
- Sturdy cast iron base with rubber mounts

Power Input	373 W
No Load Speed	3450 rpm
Wheel Diameter	152 mm
Wheel Width	16 mm
Bore Size	12.7 mm
Weight	8.6 kg

Standard Equipment

2 Tool rest, 2 Eye shield




SSC22 - 2200W 355mm Chop Saw



- High power abrasion protected motor delivers high overload capabilities for greater durability
- Ergonomic design for a good handling and less user fatigue
- Quick release clamp results in less time in changing the work piece
- Spindle lock for quick and easy wheel change
- Adjustable spark guard allows user to control the direction of the sparks coming from the machine
- Heavy duty guard for maximum user protection

Power Input	2200 W
No Load Speed	3800 rpm
Wheel Diameter	355 mm
Max. Cutting Capacity at 90°	
Square Profile	115x115 mm
Rectangular Profile	115x130 mm
L-Shape Profile	115x137 mm
Rounded Profile	125 mm
Max. Cutting Capacity at 45°	
Square Profile	98x98 mm
Rectangular Profile	105x95 mm
L-Shape Profile	95 mm
Rounded Profile	115 mm
Weight	15.5 kg



Standard Equipment

1 Wheel, Hex Wrench



WOOD WORKING



Resulting in fast and smooth operation with greater accuracies & comfort while performing the task, the STANLEY high performance wood working tools have been developed for excellent performance. They deliver the versatility, power and life that is demanded by a tradesman.

SRR1200 - 1200W Plunge Router




- 1200W motor for long life and high performance
- Flat motor housing enables upside down, easier bit changes
- Variable speed gives the user more control to prevent burning of the material being shaped
- Large side handles give a sure grip for improved safety and control
- Spindle lock for easy cutter change
- Anti-static shoe coating for precise guidance on work piece and high comfort of use
- Aluminium shoe, hardwearing for long life time
- Safety lock-off trigger to avoid starting the tool accidentally
- Triple depth presetting for adjusting plunge depth allows precise working in several steps
- 3 collets provided to suit all shank sizes up to 8mm

Power Input	1200 W
No Load Speed	8000-27000 rpm
Plunge Stroke/Movement	55 mm
Collet Size	6,6,25,8mm
Max. Cutter Dia.	30 mm
Weight	4 kg

Standard Equipment

6 Router bits, Spanner, 6/6,25/8mm collet



STSC1518 - 1510W Circular Saw



- Light weight saw reduces fatigue & improves user handling
- Spindle lock feature allows for single wrench bit changes
- Powerful 1510W motor delivers power and torque through the toughest applications
- 62mm depth of cut for fast and accurate rip, cross and bevel cuts
- Steel shoe with optimum line of sight provides accurate cuts and durable construction
- 45° bevel capacity provides range of applications that can be completed

Power Input	1510 W
No Load Speed	5500 rpm
Blade Diameter	185 mm
Blade Bore	15.8 mm
Bevel Capacity	45
Max. Depth of Cut at 90°	62 mm
Max. Depth of Cut at 45°	46 mm

Standard Equipment

36 Teeth blade



SJ45 - 450W Variable Speed Jigsaw



- 450W rating motor with optimum performance & efficiency
- Variable speed dial provides 500 to 3000/min multi speed for optimal cutting result
- Anti-slip textile helps hold the tool comfortably
- Dust Blow-off design keeping cutting line free of dust
- 2.3mm thickness base for better durability
- ±45° adjustment for bevel cutting options

Power Input	450W
Variable Speed (SPM)	500 to 3000/min
Stroke Length	19 mm
Bevel Cutting	±45°
Pendulum	No
Max Cutting	65 mm
Blade Clamp	Keyed
Weight	1.8 kg



SJ60 - 600W Variable Speed Pendulum Jigsaw



- 600W rating motor with higher performance and efficiency
- 6-position dial provides multiple speed 500 to 3000/min for optimal cutting result
- Keyless clamp for blade replacement fast and convenient
- 4-stage pendulum action for straight & orbit cutting options
- Soft gel and anti-slip textile helps hold the tool comfortably
- $\pm 45^\circ$ adjustment for bevel cutting options

Power Input	600W
Variable Speed (SPM)	500 to 3000/min
Stroke Length	19 mm
Bevel Cutting	$\pm 45^\circ$
Pendulum	Yes
Max Cutting	75 mm
Blade Clamp	Keyless
Weight	1.9 kg



STSM1510 - 1500W Mitre Saw



- 1500W Powerful motor won't bog down when cutting treated timber
- High sliding fence for better material support and improved accuracy
- 9 Pre-indexed miter stops for faster, more accurate repeatable cuts
- Auto retracting blade guard for maximum safety and comfort

Power Input	1500W
Blade Speed	5500 rpm
Blade Diameter	254 mm
Bevel Capacity	45°
Mitre Capacity [right/left]	47/47°
Cutting Capacity at $90^\circ/90^\circ$ (WxH)	140x70 mm
Cutting Capacity at $45^\circ/90^\circ$ (WxH)	95x70 mm
Cutting Capacity at $90^\circ/45^\circ$ (WxH)	140x35 mm
Cutting Capacity at $45^\circ/45^\circ$ (WxH)	95x35 mm
Max. Depth of Cut [Saws]	75 mm
Weight	16 kg



Standard Equipment

32 Teeth Blade, 80 Teeth blade, Vertical Clamp Wrench, Dust Bag

STSS025 - 220W 1/4" Sheet Sander



- Rocker switch for ease of mind operation start and finish
- Palm grip design for single handed sanding
- Large quality dust bag ensure less mess when sanding for cleaner work area
- Powerful power of 220W motor gets the job done quicker
- Large orbit size and high sander speed for faster material removal
- Quick & easy paper change with traditional clip attachment
- Rubber grip to reduce vibration and provide long fatigue free working time

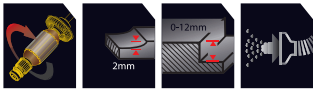
Power Input	220 W
Rotation Speed	16000 opm
Orbit Diameter	1.6 mm
Paper Size	114x114 mm
Pad Size	114x109 mm
Weight	1.12 kg

Standard Equipment

1 Sanding Sheet, Dust bag, Punch



STPP7502 - 750W 2mm Planer



- Robust and powerful 750W motor provides smooth results, even in hard wood and at maximum depth of cut
- 2 high quality reversible TCT blades ensure maximum life and a superior finish
- The choice of left or right chip ejection makes the planer more comfortable to use
- 2mm depth of cut ensures a large amount of wood can be removed in one pass
- 0.2mm depth of cut setting for increased accuracy
- 12mm maximum rebate depth broadens the applications
- Easy empty dust bag for more flexibility and a cleaner working environment
- 3 different sized chamfer grooves for easy and precise shaping of wood
- Park rest protects both the workpiece and the blades
- Parallel fence for more control and accuracy

Power Input	750 W
No Load Speed	16500 rpm
Maximum Depth of Cut	2 mm
Rebating Depth	12 mm
Planer Width	29 mm
Shoe Length	82 mm
Weight	2.8 kg

Standard Equipment
2 TCT blades, Parallel fence, Wrench,
Dust bag, Vac adaptor



SPECIALITY



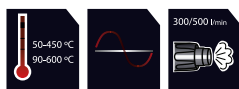
STANLEY Offers versatile tools to be part of this popular range. Heat Gun can be used to remove, solder, deform, etc and a Blower which can be used both as a blower and a vacuum.

STXH2000 - 2000W Variable Speed Heat Gun



- 2 speed heat gun with variable heat control giving maximum control in all heat gun applications
- Variable heat setting for material appropriate working and a large variety of applications
- Ergonomic handle design for comfortable use even over extended periods of time
- Lock-on switch for comfortable, hands-free use
- Standing facility allows using both hands for soldering or bending operations

Power Input	2000W
Operating Temperature	50-450 / 90-600 °C
Air Flow	300/500 l/min
Weight	0.8 kg




SXH1800 - 1800W 2 Speed Heat Gun



- 1800W 2 speed Heat Gun giving optimum control in variety of applications
- Ergonomic handle design for comfortable use over extended period of time
- Standing facility allowing both hands for soldering or bending applications

Power Input	1800W
Operating Temperature	500° - 600°C
Air Flow	300 - 500 l / Min.



SPT500 - 500W Single Speed Blower



- 500W powerful motor for higher tool performance
- Light and compact design for ease of handling
- Optimized fan structure for better air flow
- Lock-on button for one hand control and user safety
- Rubber nozzle for greater flexibility during work

Power Input	500 W
Air Flow	3.5 m ³ /min
No Load Speed	16000 rpm

Standard Equipment
Tube, Dust bag

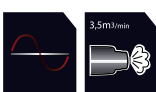
STPT600 - 600W Variable Speed Blower



- 600W powerful motor for higher tool performance
- 2 Tools in 1: Blower and vacuum cleaner
- Light and compact design for ease of handling
- Optimized fan structure for better air flow
- Variable speed option for easy control of airflow
- Lock-on button for one hand control and user safety
- Rubber nozzle for greater flexibility during work
- Suction mode used in restricted application areas

Power Input	600 W
Air Flow	3.5 m ³ /min
No Load Speed	16000 rpm
Weight	1.7 kg

Standard Equipment
Tube, Dust bag



SERVICE PROMISE

SERVICE HIGHLIGHTS

1. VAST SERVICE NETWORK

Stanley Black & Decker has both Exclusive and Authorised Service Centers (ASC) across the country. There are **6 Exclusive Service Centers** and **195 Authorised Service Centers** spread across all parts of India. All these centers are designed to provide best in class service with well-trained Manpower. The quality of Service Centers and the competency of service person is audited every quarter, this ensures robust service quality.

2. STANLEYBLACK&DECKER 5-STAR SERVICE CENTERS

The **StanleyBlack&Decker 5-Star Service Centers** are located at major cities across the country. These are designed to cater specifically to the service needs of customers and end users. Exclusive Service Centers located in below cities-

♦ **Cochin** ♦ **Pune** ♦ **Delhi** ♦ **Chennai** ♦ **Bangalore** ♦ **Ahmedabad**

4. TOOL PICK UP SERVICE

In all **StanleyBlack&Decker Exclusive Service Centers**, we have Tool Pick Up and deliver facility to End User.

5. QUALITY SERVICE

Stanley Black & Decker Exclusive Service Centers are designed to provide best in class service with well-trained manpower.

6. FREE SERVICE CAMPS


Stanley Black & Decker conducts regular free service camps to enable end users to get minor tool repairs & maintenance done free of charge. Also they get the benefit of some special discount on spare parts.

7. SERVICE TRAINING

Stanley Black & Decker knows the importance of equipping all end users with the knowledge of proper tool usage & minor repairs. For this **Stanley Black & Decker** conducts Free Service & Product Usage Training programs at different sites from time to time.

8. SPARE AVAILABILITY

Stanley Black & Decker uses scientific approach to understand the spare part requirement of each and every service location and maintains all essential spare parts at required stock levels, at every Service Center.



1 YEAR WARRANTY
ON ALL **STANLEY** PRODUCTS
POWER TOOLS

1 YEAR WARRANTY

If your **Stanley Power Tool** product becomes defective due to faulty materials or workmanship within 12 months from the date of purchase, **StanleyBlack&Decker** guarantees to replace all defective parts free of charge or, at our discretion, replace the unit free of charge provided that:

- ♦ The product has not been misused.
- ♦ The product has been subject to Fair Wear & Tear.
- ♦ Repairs have not been attempted by an authorized persons.
- ♦ Proof of purchase or warranty card is produced.

ALWAYS USE
STANLEY™
POWER TOOLS™
GENUINE SPARES ONLY

To find the nearest Authorised Service Center in your area, please visit our website as mentioned below.

ONLINE RESOURCES
WWW.STANLEYTOOLSINDIA.COM

STANLEY BLACK & DECKER INDIA PVT.LTD
28 Akemps, 3rd Main, 1st Cross, Ashwini Layout,
Koramangala, Intermediate Ring Road,
Bangalore - 560 047

T: +91 80 6791 9900 • **F:** +91 80 6660 8828

W: www.stanleytoolsindia.com

E: sbd-customercommunications@sbdinc.com

Service Helpline Number – 1860 425 1111

CAT-SW0002

STANLEY

DEWALT

BLACK+DECKER

FACOM

PROTO

IRWIN

LENOX